

Aurora College Capital Budget 2016/17

Revenue Sources

Contribution

The Department of Education, Culture and Employment (ECE) will provide Aurora College with \$400,000 from their 2016-17 capital budget. This amount will be paid to the College through a contribution agreement.

Expenditures

For the 2016-17 fiscal year, Aurora College has identified five projects which meet the Financial Management Board guidelines for capital expenditures.

2016-17 Capital Expenditures

Norman Wells – Community Learning Centre – Truck	\$50,000
Fort Smith – Heavy Equipment Operator – Excavator	\$150,000
Inuvik – IT Network Storage Expansion	\$50,000
Fort Smith – IT – Emergency Standby Power Generator	\$100,000
Inuvik – Campus Van	\$50,000
Total:	<u><u>\$400,000</u></u>

Budget Summary

<u>Revenues</u>	<u>2015/16 Budget</u>		<u>2016/17 Budget</u>
	<u>Original</u>	<u>Revised</u>	
<u>Government Contributions</u>	\$400,000	\$372,000	\$400,000
<u>Total ECE Contributions</u>	\$400,000	\$372,000	\$400,000
<u>Total Revenues</u>	\$400,000	\$372,000	\$400,000
<u>Expenditures</u>			
<u>Pooled Services</u>	\$400,000	\$372,000	\$400,000
<u>Total Expenditures</u>	\$400,000	\$372,000	\$400,000
<u>Surplus/(Deficit)</u>	\$0	\$0	\$0

**Aurora College
Operating Budget
2016/17**

Revenue Sources

Contribution

The Department of Education, Culture and Employment (ECE) provides approximately 66% of Aurora College's revenue for general operations. ECE contributions for the 2016/17 fiscal year \$31,892,500 include funding for the following areas:

- Financial and Accounting
- Pooled Services
- Student Services
- Education and Training
- Community and Extensions
- Aurora Research Institute

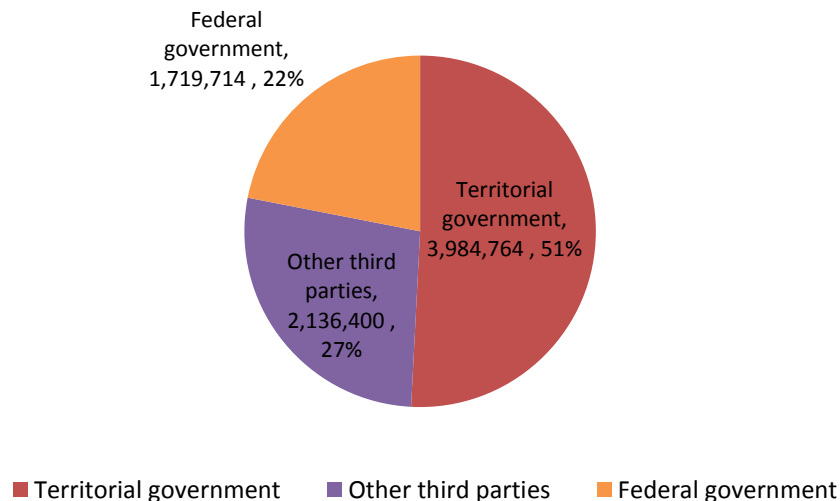
Government contributions-services received without charge

The Government provides certain services without charge to Aurora College. The estimated value of the services are projected at \$6,000,000. These services are recognized as expenses with an offsetting credit to revenues in order to reflect the full cost of Aurora College's operations.

Other contributions

The College provides education and research services to private companies, federal and territorial government departments, agencies, and corporations through contractual arrangements. The estimated other contributions is at \$8,240,878.

2016-17 OTHER CONTRIBUTIONS PROJECT INCOME



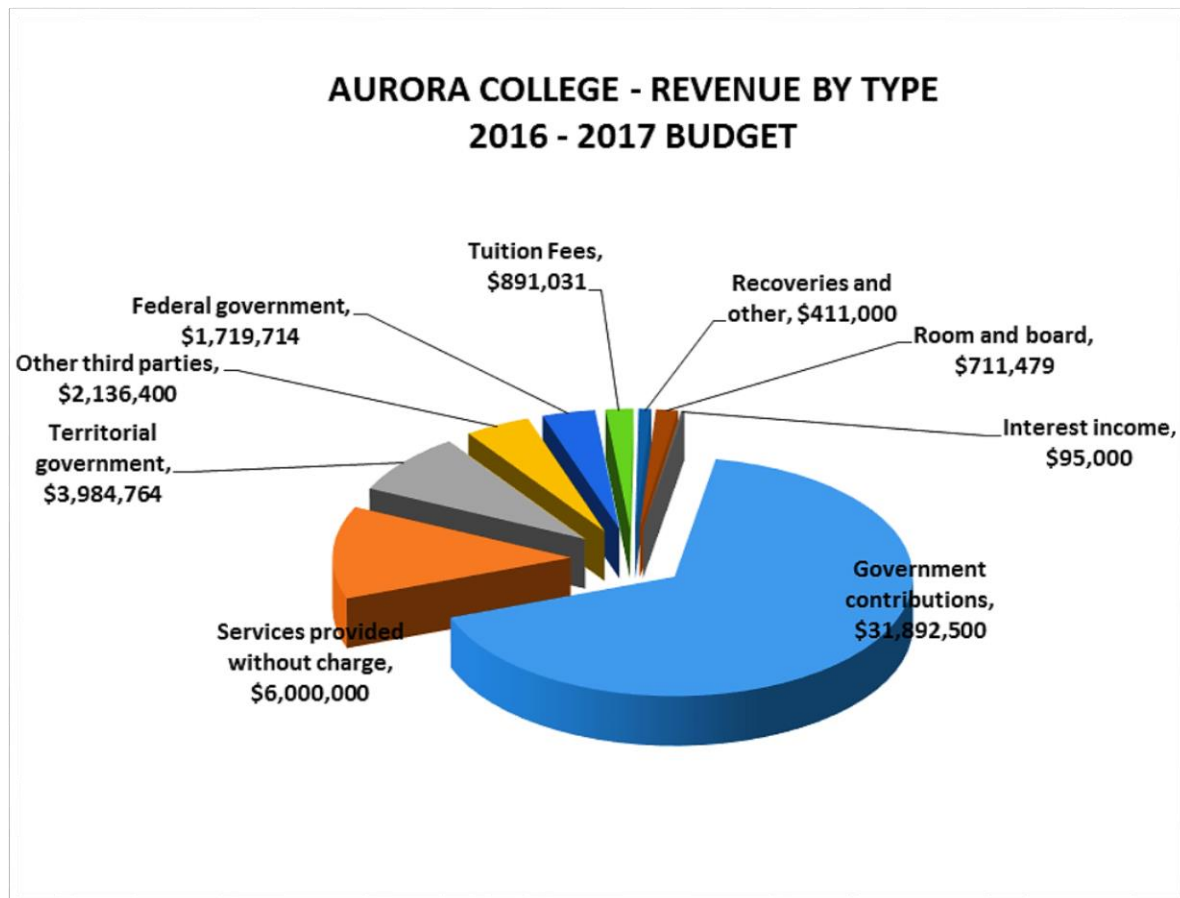
Own source revenue

Aurora College generates own source revenue from tuition fees, room and board, interest income, and other income.

Other sources of revenue

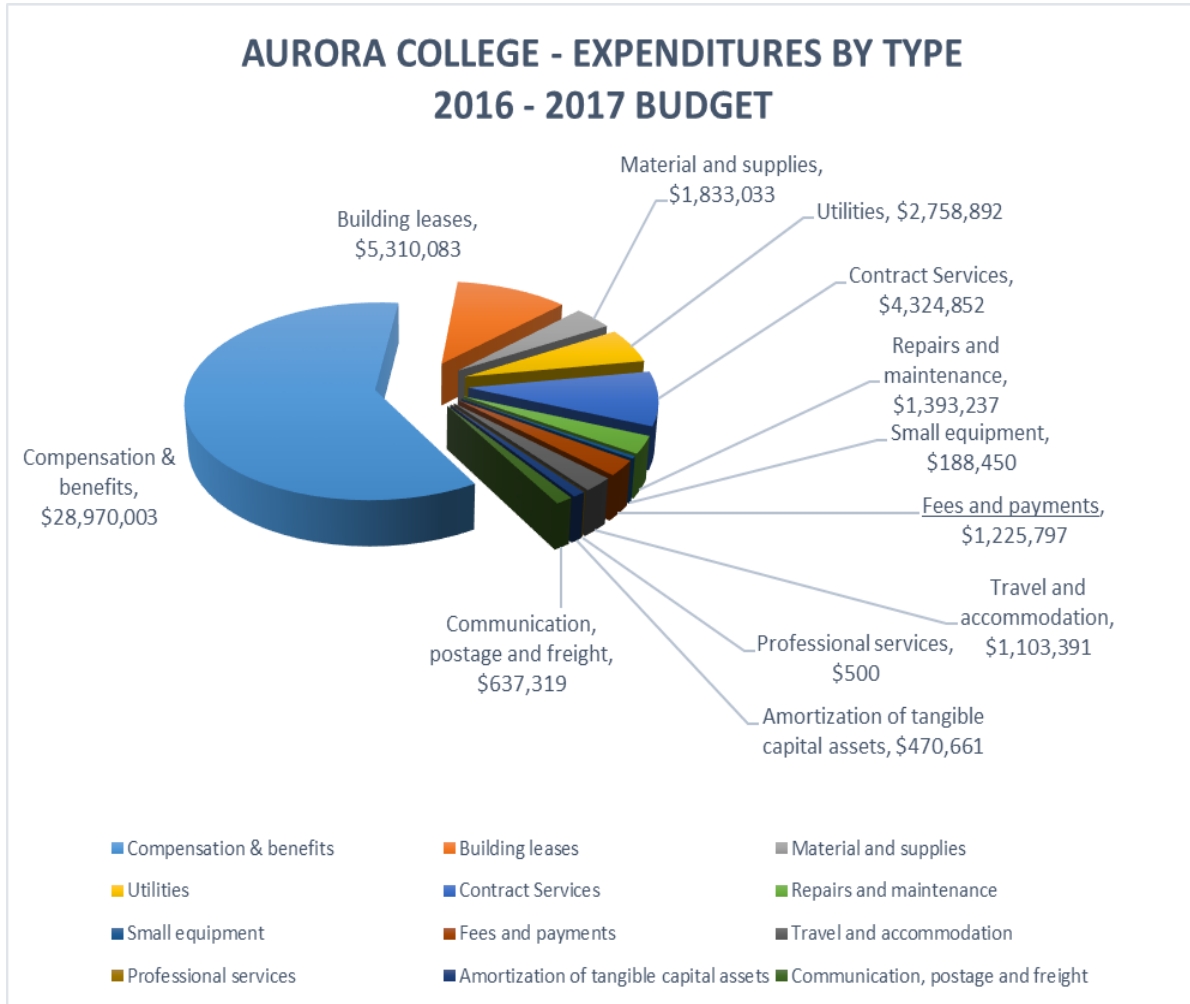
Other sources of revenue included:

Services Provided without Charge	\$6,000,000
Other contributions-Project Income	
Territorial government	\$3,984,764
Other third parties	\$2,136,400
Federal government	\$1,719,714
Tuition fees	\$891,031
Recoveries and other	\$411,000
Room and board	\$711,479
Interest income	\$95,000



Expenditures

Expenditures are grouped into twelve objects of expenditures as the following: Compensation and benefits, Building leases, Materials and supplies, Utilities, Contract services, Repairs and maintenance, Small equipment, Fees and payments, Travel and accommodation, Professional services, Amortization of tangible capital assets, Communication, postage, and freight.



Budget Summary – By Function

	<u>2015/16 Budget</u>		<u>2016/17</u>
	<u>Original</u>	<u>Revised</u>	<u>Budget</u>
<i>Revenues</i>			
Government contributions	\$32,935,500	\$32,846,500	\$31,892,500
<i>Total ECE Contributions</i>	\$32,935,500	\$32,846,500	\$31,892,500
<i>Other Contributions</i>			
Services Provided without Charge	\$5,000,000	\$5,000,000	\$6,000,000
Territorial government	3,548,546	3,548,546	3,984,764
Other third party contributions	2,721,390	2,721,390	2,136,400
Federal government	1,730,064	1,730,064	1,719,714
<i>Own Source Revenue</i>			
Tuition fees	799,534	799,534	891,031
Recoveries and other	397,000	397,000	411,000
Room and board	735,227	735,227	711,479
Interest Income	95,000	95,000	95,000
<i>Total Other Revenues</i>	\$15,026,761	\$15,026,761	\$15,949,388
<i>Total Revenues</i>	\$47,962,261	\$47,873,261	\$47,841,888
<i>Expenditures</i>			
Financial and accounting	\$2,163,997	\$2,163,997	\$1,899,181
Pooled services	7,476,320	7,476,320	4,239,063
Student services	10,244,375	10,155,375	9,668,895
Education and training	17,165,101	17,165,101	20,618,237
Community & extensions	9,707,786	9,707,786	9,003,325
Aurora Research Institute	2,344,824	2,344,824	2,787,517
<i>Total Expenditures</i>	\$49,102,403	\$49,013,403	\$48,216,218
<i>Surplus/(Deficit)</i>	(\$1,140,142)	(\$1,140,142)	(\$374,330)

Budget Summary – By Expense Category

	<u>2015/16 Budget</u>		<u>2016/17</u>
	<u>Original</u>	<u>Revised</u>	<u>Budget</u>
<u>Revenues</u>			
Government contributions	\$32,935,500	\$32,846,500	\$31,892,500
Services provided not charged	5,000,000	5,000,000	6,000,000
Project income			
Territorial government	3,548,546	3,548,546	3,984,764
Other third parties	2,721,390	2,721,390	2,136,400
Federal government	1,730,064	1,730,064	1,719,714
Tuition Fees	799,534	799,534	891,031
Recoveries and other	354,000	354,000	411,000
Room and board	778,227	778,227	711,479
Interest income	95,000	95,000	95,000
Total Revenues	\$47,962,261	\$47,873,261	\$47,841,888
<u>Expenses</u>			
Compensation and benefits	\$28,838,927	\$28,838,927	\$28,970,003
Building leases	9,958,495	9,869,495	5,310,083
Materials and supplies	1,543,149	1,543,149	1,833,033
Utilities	207,724	207,724	2,758,892
Contract services	5,817,457	5,817,457	4,324,852
Repairs and maintenance	77,340	77,340	1,393,237
Small equipment	172,743	172,743	188,450
Fees and payments	829,057	829,057	1,225,797
Travel and accommodation	725,737	725,737	1,103,391
Professional services			500
Amortization of tangible capital assets	451,000	451,000	470,661
Communication, postage and freight	480,774	480,774	637,319
Total Expenditures	\$49,102,402	\$49,013,402	\$48,216,218
Surplus/(Deficit)	(\$1,140,142)	(\$1,140,142)	(\$374,330)

Budget - Aurora College Segmented

	Financial and accounting	Pooled services **	Student services	Education and training	Community and extensions	Aurora Research Institute	2016-17 Total
<u>Revenues</u>							
Government contributions	1,804,181	2,454,063	8,744,645	10,794,919	6,226,169	1,868,523	31,892,500
Other Contributions	0	0	0	0	0	0	0
Territorial government	0	1,675,000	0	6,865,000	1,224,764	220,000	9,984,764
Other third parties	0	0	0	1,940,000	100,000	96,400	2,136,400
Federal government	0	0	0	0	1,269,714	450,000	1,719,714
Tuition fees	0	0	62,677	780,818	47,536	0	891,031
Recoveries and other	0	0	68,000	237,500	47,500	58,000	411,000
Room and board	0	0	711,479	0	0	0	711,479
Interest Income	95,000	0	0	0	0	0	95,000
	1,899,181	4,129,063	9,586,801	20,618,237	8,915,683	2,692,923	47,841,888
<u>Expenses</u>							
Compensation & benefits	1,631,480	1,287,491	4,202,692	12,054,850	7,637,186	2,156,304	28,970,003
Building leases	0	0	3,485,083	1,825,000	0	0	5,310,083
Material and supplies	28,608	41,173	182,206	1,155,524	316,540	108,982	1,833,033
Utilities	0	0	250,724	2,506,975	0	1,193	2,758,892
Contract Services	83,102	341,304	1,286,654	1,722,760	570,532	320,500	4,324,852
Repairs and maintenance	0	1,260,000	128,237	5,000	0	0	1,393,237
Small equipment	0	0	10,000	174,800	0	3,650	188,450
Fees and payments	28,000	522,741	46,766	501,657	68,470	58,163	1,225,797
Travel and accommodation	35,305	116,563	15,000	509,906	326,351	100,266	1,103,391
Professional services	0	0	0	500	0	0	500

Continued	Financial and accounting	Pooled services **	Student services	Education and training	Community and extensions	Aurora Research Institute	2016-17 Total
Amortization of tangible capital assets	0	470,661	0	0	0	0	470,661
Communication, postage and freight	92,686	199,130	61,533	161,265	84,246	38,459	637,819
	1,899,181	4,239,063	9,668,895	20,618,237	9,003,325	2,787,517	48,216,218
Annual surplus (deficit)	-	(110,000)	(82,094)	-	(87,642)	(94,594)	(374,330)

** Pooled Services includes the revenues and expenses for the President's Office

Budget – Positions

	2016-17 Total Positions
Total Office Of The President	3.00
Total Finance	14.00
Director, Student Services	1.50
Student Services, Thebacha Campus	17.00
Student Services, Yellowknife Campus	6.00
Student Services, Aurora Campus	8.20
Office Of The Registrar	5.00
Total Student Services	37.70
Vice President, Education & Training	3.50
Information Systems & Technology	8.00
Library Services	5.00
School Of Trades, Apprenticeship & Industrial Training	16.90
School Of Education	1.85
School Of Health & Human Services	15.20
School Of Business & Leadership	9.00
School Of Arts & Science	6.00
Total Education & Training	65.45
Vice President, Community & Extensions	3.20
School Of Developmental Studies	13.75
Beaufort Delta Region	6.25
Sahtu Region	6.18
Tlicho & Yellowknife Regions	5.30
Dehcho Region	3.80
Akaiicho & South Slave Regions	5.15
Total Community & Extensions	43.63
Total Aurora Research Institute	13.40
Total Aurora College	<hr/> 177.18