

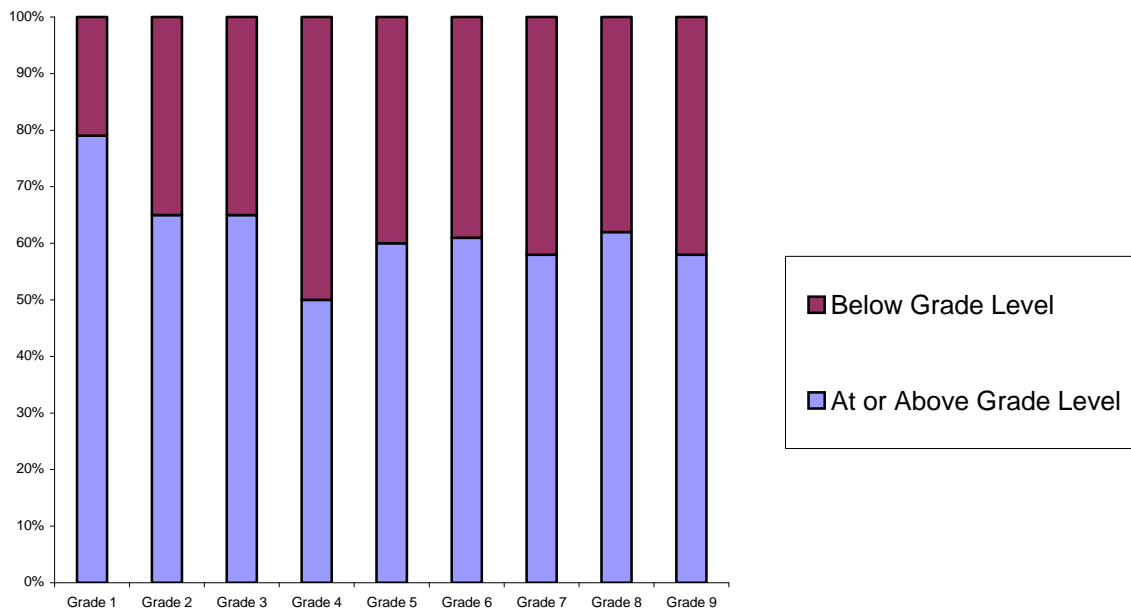
For R(16)141207023

## Functional Grade Levels and Alberta Achievement Test Results

### Functional Grade Level

Functional Grade Level is the level of curriculum that a student was working on for the majority of the school year. For 2006/07, in English Language Arts, four of five students enrolled in grade one were able to work on grade one curriculum for the majority of their first year in school. For Mathematics, seven out of ten students were able to work on grade one curriculum.

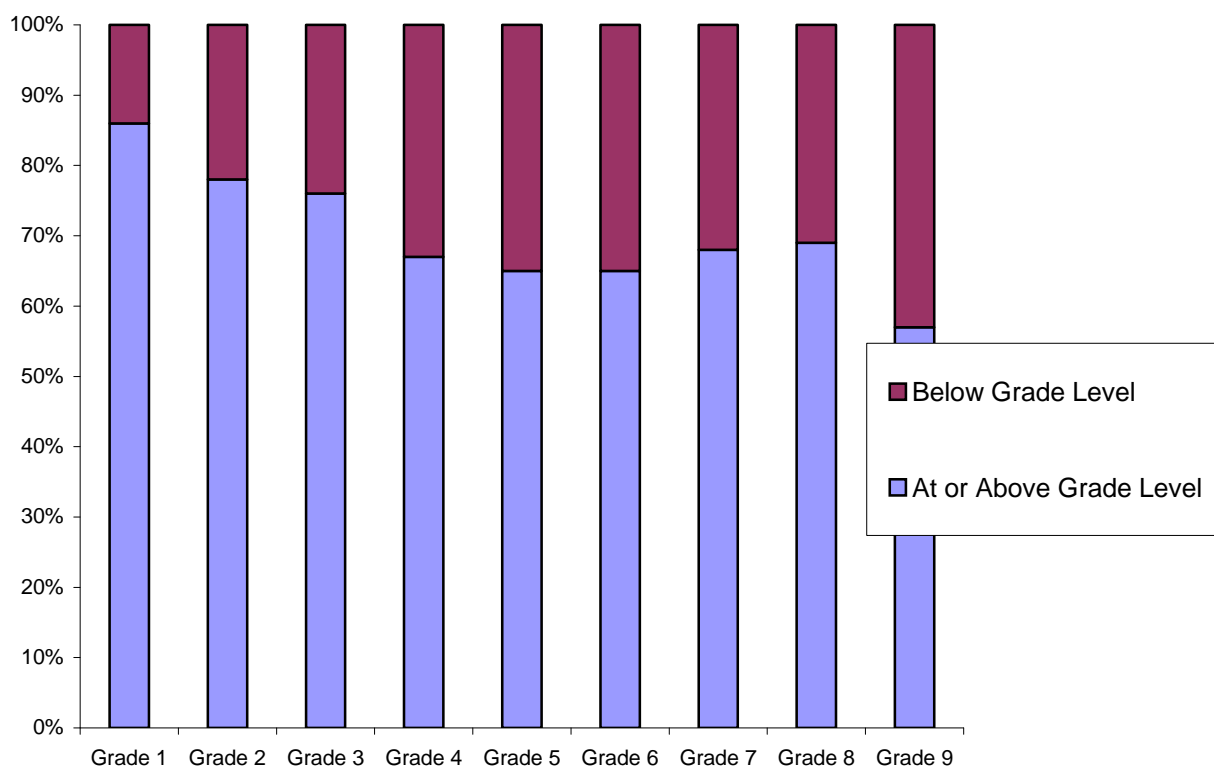
### English Language Arts Results



### Functional Grade Level for English Language Arts – 2006/07

ELA	Grade 1	Grade 2	Grade 3	Grade 4	Grade 5	Grade 6	Grade 7	Grade 8	Grade 9
<b>At or Above Grade Level</b>	79%	65%	65%	58%	60%	61%	58%	62%	58%
<b>Below Grade Level</b>	21%	35%	35%	42%	40%	39%	42%	38%	42%

## Mathematics Results




### Functional Grade Level for Mathematics – 2006/07

	Grade 1	Grade 2	Grade 3	Grade 4	Grade 5	Grade 6	Grade 7	Grade 8	Grade 9
<b>At or Above Grade Level</b>	86%	78%	76%	67%	65%	65%	68%	69%	57%
<b>Below Grade Level</b>	14%	22%	24%	33%	35%	35%	32%	31%	43%

## Alberta Achievement Test Results

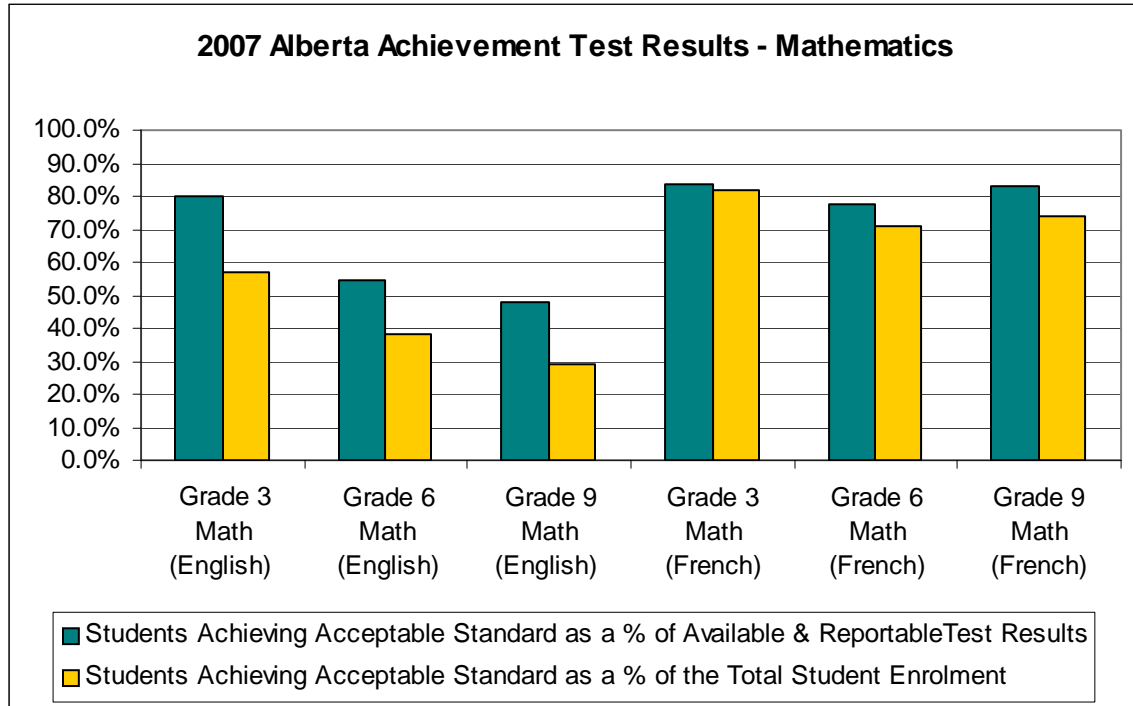
Starting in 2007, Superintendents were given the authority to excuse students from Alberta Achievement Testing if the students were on a documented Individual Education Plan (IEP) or if they were working two or more grade levels below their grade of enrolment and had a documented Modified Education Plan (MEP). Should a student fulfill the above criteria and participate in the testing, for NWT reporting purposes, their results have been removed from the NWT results and the students have been considered excused from writing the tests. The numbers of students excused from the testing are still included in calculation of Students Achieving Acceptable Standard as a percentage of the total enrolment.



	Grade 3 English Language Arts	Grade 6 English Language Arts	Grade 9 English Language Arts	Grade 6 French Language Arts	Grade 9 French Language Arts
Students Achieving Acceptable Standard as a % of Available & Reportable Test Results	73.4%	67.7%	60.7%	94.0%	86.7%
Students Achieving Acceptable Standard as a % of the Total Student Enrolment	53.5%	48.1%	36.4%	87.0%	84.8%

- Available Test Results: results for students writing all parts of the test
- Reportable Results: results for students with Individual Education Plans and with Functional Grade Levels two or more grade levels below the grade of enrolment are not included.
- French Language Arts Results have been NWT generated
- NWT enrolments for the tests include students excused from testing.

- Students achieving the Standard of Excellence are also included in the percentage of students achieving an Acceptable standard



	Grade 3 Math (English)	Grade 6 Math (English)	Grade 9 Math (English)	Grade 3 Math (French)	Grade 6 Math (French)	Grade 9 Math (French)
Students Achieving Acceptable Standard as a % of Available & Reportable Test Results	79.7%	54.4%	48.0%	83.7%	77.3%	83.3%
Students Achieving Acceptable Standard as a % of the Total Student Enrolment	56.8%	38.4%	28.9%	82.0%	70.8%	74.1%